

ALVIN

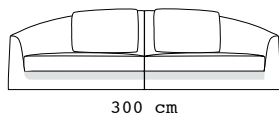
---



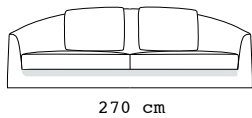
# ALVIN

## SCHEMA TECNICA

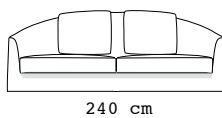
### DIVANI



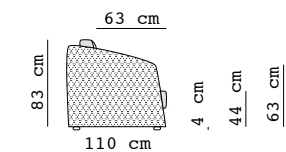
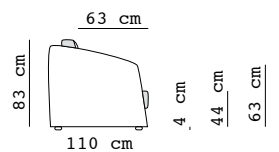
ALVD300



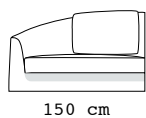
ALVD270



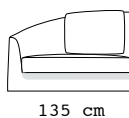
ALVD240



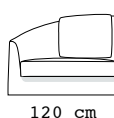
### LATERALI



ALVL150

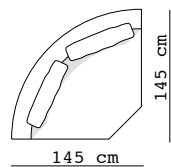


ALVL135



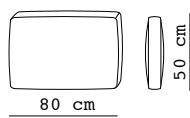
ALVL120

### ANGOLO

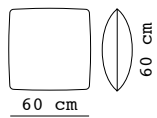


ALVA145

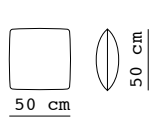
### CUSCINI



ALVCUS



CUS60



CUS50

---

**Struttura:** in legno massello, con molleggio incrociato a cinghie elastiche con diversa componente di caucciù. Imbottitura in poliuretano espanso a quote differenziate e rivestimento in vellutino bianco. Bracciolo e schienale con bombatura in poliuretano espanso sagomato a mano.

**Cuscino seduta:** trapuntino in vera piuma canalizzata e ipoallergenica con inserto in poliuretano espanso sagomato.

**Cuscino schienale:** imbottito a scomparti in Piumafib, una speciale miscela ipoallergenica di vera piuma e fibra di poliestere siliconata cava.

**Rivestimento:** in tessuto completamente sfoderabile o in pelle naturale non sfoderabile. Cuscino Schienale e Cuscino Seduta sfoderabili in entrambe le versioni.

**Piede:** non a vista in legno di faggio tornito e verniciato color wengè h 4 cm.

La finitura con Profilo, viene meno quando si affettua la TRAPUNTATURA SCOCCA. La lavorazione con Profilo è disponibile in tessuto tono su tono o in canete. In quest'ultimo caso specificare nell'ordine la colorazione (vedi Catalogo).

**Structure:** in solid wood, with springing and elastic belts with different rubber components. Padding in differentiated-density polyurethane foam and white velvet coating. Armrest and backrest with hand-shaped expanded polyurethane foam.

**Seat cushion:** quilt in real canalized and hypoallergenic feather with shaped polyurethane foam insert.

**Back cushion:** padded with compartments in Piumafib, a special hypoallergenic mixture of real down and siliconed hollow polyester fiber.

**Cover:** in completely removable fabric or in non-removable natural leather. Back and Seat Cushion with removable covers in both versions.

**Foot:** not visible in turned beech wood and varnished in wenge color h 4 cm.

The finish with Profile, is less when you are slicing the BODY QUILT. The processing with Profilo is available in tone-on-tone or in canete fabric. In the latter case, specify the color in the order (see Catalog).

