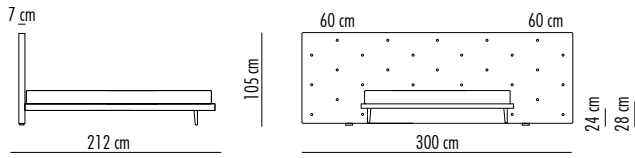


EMBERS



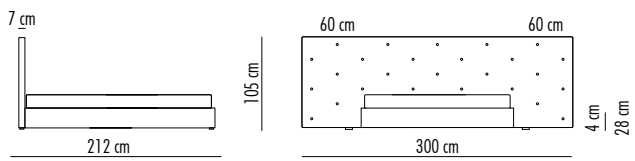
EMBERS

Matrimoniale **EMBERS** rete 160x195



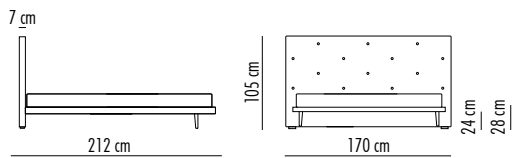
EMB160

Matrimoniale **EMBERS** rete 160x195



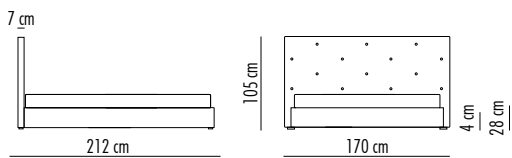
EMC160

Matrimoniale **EMBERS** rete 160x195



EMB160

Matrimoniale **EMBERS** rete 160x195



EMC160

Struttura: struttura della testata in legno imbottita in poliuretano espanso a due densità. Rete a doghe in legno di faggio evaporato con parte centrale a sostegno regolabile.

Rivestimento: in tessuto comodamente sfoderabile o in pelle naturale non sfoderabile.

Piede: non a vista in pressofusione di alluminio h 24 cm.

Structure: wooden headboard structure padded with two density polyurethane foam. Slatted base in evaporated beech wood with central part with adjustable support.

Cover: in completely removable fabric or in non-removable natural leather.

Foot: not visible in die-cast aluminum 24 cm.