

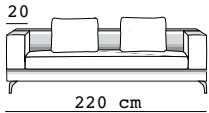
SELFIE



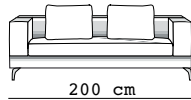
SELFIE

SCHEMA TECNICA

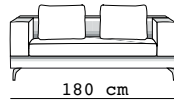
DIVANI



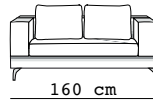
SELD220



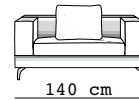
SELD200



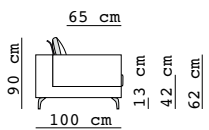
SELD180



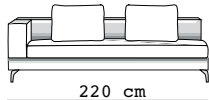
SELD160



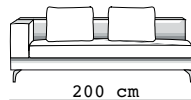
SELD140



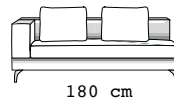
LATERALI



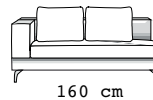
SELD220



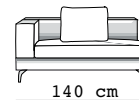
SELL200



SELL180

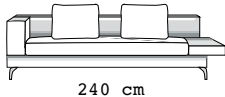


SELL160

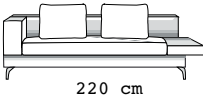


SELL140

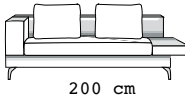
LATERALI CON PIANO



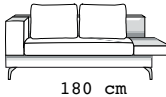
SELLP240



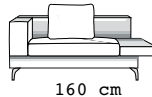
SELLP220



SELLP200

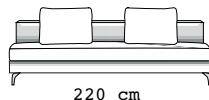


SELLP180

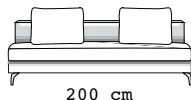


SELLP160

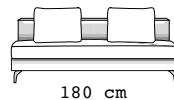
CENTRALI



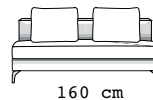
SELC220



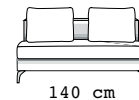
SELC200



SELC180

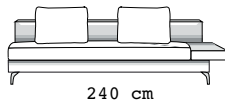


SELC160

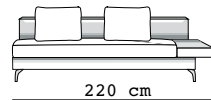


SELC140

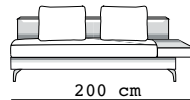
CENTRALI CON PIANO



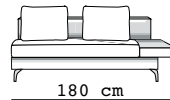
SELCP240



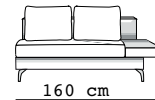
SELCP220



SELCP200

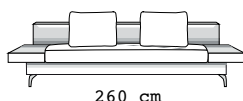


SELCP180

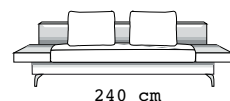


SELCP160

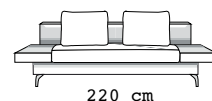
CENTRALI CON DUE PIANI



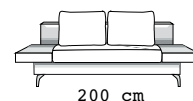
SELC2P260



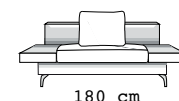
SELC2P240



SELC2P220

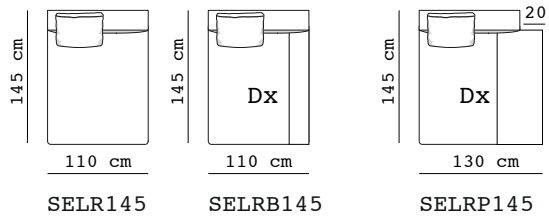


SELC2P200

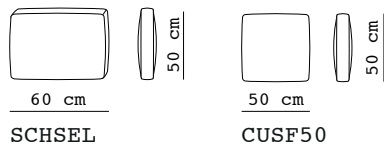


SELC2P180

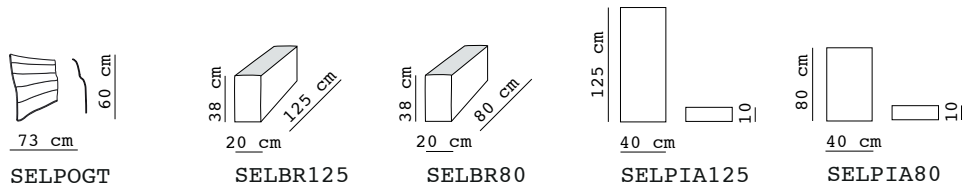
RELAX



CUSCINI



ACCESSORI



SELFIE

SCHEMA TECNICA



Struttura: in legno e derivati, con molleggio incrociato a cinghie elastiche con diversa componente di caucciù. Imbottitura in poliuretano espanso e rivestimento in vellutino bianco.

Cuscino seduta: trapuntino in vera piuma canalizzata e ipoallergenica con inserto in poliuretano espanso sagomato.

Cuscino schienale: imbottito a scomparti in Piumafib, una speciale miscela ipoallergenica di vera piuma e fibra di poliestere siliconata cava.

Rivestimento: in tessuto completamente sfoderabile o in pelle naturale non sfoderabile. Cuscino Schienale e Cuscino Seduta sfoderabili in entrambe le versioni. I braccioli sono sfilabili dalla base per una più rapida sfoderabilità.

Piede: fusione di acciaio cromato lucido h 13 cm.

Le composizioni angolari si ottengono accostando semplicemente tra loro i vari elementi.

Structure: in wood and derivatives, with springing on elastic belts with different rubber components. Polyurethane foam padding and white velvet upholstery.

Seat cushion: quilt in real canalized and hypoallergenic feather with shaped polyurethane foam insert.

Back cushion: padded with compartments in Piumafib, a special hypoallergenic mixture of real down and siliconed hollow polyester fiber.

Cover: in completely removable fabric or in non-removable natural leather. Back and Seat Cushion with removable covers in both versions. The armrests can be removed from the base for a quicker removable cover.

Foot: fusion of polished chrome-plated steel 13 cm.

The angular compositions are obtained by simply juxtaposing the various elements together.

